



- A Core Alternative
- Grammar Remediation
- Test Preparation
- ELL Students
- Special Needs Students
- At-Risk Students
- Summer School Programs
- After School Programs



# SHURLEY GRAMMAR




# Shurley Grammar

## PRINT MATERIAL

*Shurley Grammar* is a unique tool, specifically designed to help students master the parts of speech and sentence structure. Students learn definitions for the parts of speech through jingles that incorporate rhythm, rhyme, movement, and fun. Then, they are introduced to our well-defined system of classifying sentences known as the Question and Answer Flow. Through word analysis, students gain a better understanding of the parts that make up a sentence. With this basic grammar foundation in place, students are introduced to a clear, structured method for writing sentences that provide for clear, precise communication.



Student Workbook



### Teacher's Manual

This comprehensive Teacher's Manual includes everything teachers need to plan, manage, and implement the program. The Teacher's Manual includes instructional routines and scripted lessons for intensive grammar instruction. Each softcover Teacher's Manual comes with an audio CD that demonstrates the jingles in song, chant, and instrumental formats.

Chapter 1  
START Lesson 3

**REVIEW: Jingle 2: The Sentence Jingle**

A sentence, sentence, sentence  
is complete, complete, complete  
When five simple rules  
It meets, meets, meets

It has a subject, subject, subject  
And a verb, verb, verb  
And it makes sense, sense, sense  
With every word, word, word.

Add a capital letter  
And a punctuation mark  
And now our sentence has all its parts  
But REMEMBER—  
Subject and verb and complete sense,  
With a capital letter  
And an end mark, too.  
Our sentence is complete,  
And now we're through!

**The Five Parts of a Complete Sentence**

1. A sentence has a subject and a verb and makes sense.
2. A sentence begins with a capital letter and ends with an end mark.
3. The Sentence Jingle names the five parts of a sentence.
4. What are the five parts of a complete sentence?  
(subject, verb, complete sense, capital letter, and end mark)

**GUIDED PRACTICE**

**Exercise 1** Put an X in the box beside each of the five parts of a complete sentence. Use the Sentence Jingle to help you.

<input checked="" type="checkbox"/> 1. subject	<input type="checkbox"/> 6. jingle
<input type="checkbox"/> 2. sentence	<input checked="" type="checkbox"/> 6. end mark
<input type="checkbox"/> 3. vocabulary word	<input checked="" type="checkbox"/> 7. capital letter
<input checked="" type="checkbox"/> 4. complete sense	<input checked="" type="checkbox"/> 8. verb

**Exercise 2** Complete each sentence by writing the correct letter beside each number.

B 1. Sentences should end with \_\_\_\_\_ A a capital letter.

A 2. Sentences should begin with \_\_\_\_\_ B an end mark.

4 Level 2 Grammar

Utilizes proven methods of learning and teaching

Presents concepts logically and systematically

Supplies teachers with ongoing formative assessments for quick and easy monitoring

Employs a unique Question and Answer Flow process to analyze parts of speech

Engages student interest with fun activities throughout the book

Gives immediate feedback

Supplies a systematic review of concepts

Chapter 1  
START Lesson 4

**Jingles**

Practice Jingle 2 in the Jingle Section.

**Using Picture Clues**

Understanding what you see, hear, or read is called comprehension. There are several ways to develop comprehension. One way to help you understand the words and sentences you read is to use picture clues.

**Use the steps below to complete the Guided Practice.**

1. Read the sentence.
2. Think about the meaning.
3. Study the three picture clues.
4. Put an X under the picture that matches the sentence.

**GUIDED PRACTICE**

**Exercise** Put an X under the picture that matches the sentence.

Two fish swam.

X

**REVIEW: The Five Parts of a Complete Sentence**

Use the Sentence Jingle to help you remember the parts of a sentence. Recite the five parts of a complete sentence. (subject, verb, complete sense, capital letter, and end mark)

4 Level 2 Grammar 5

Chapter 3  
Lesson 1

**ACTIVITY** Trace and color the letters for the word Adverb.

Adverb

**ACTIVITY** Write the word "Adverb" on your paper.

Adverb

**ACTIVITY** Fill in the blanks to complete the word on the caterpillar.

30 Level 2 Grammar

Chapter 3  
START Lesson 2

**Scarf:** We will review the Chapter 3 vocabulary words by reciting them together. Begin. (Recite the vocabulary words two or three times in a rhythmic manner with your students.)

**Vocabulary Time**

Chapter 3 Vocabulary Words

**NOUNS:** bugs, Dara, elephants, frogs, Kim, men

**VERBS:** crawled, hopped, talked, walked

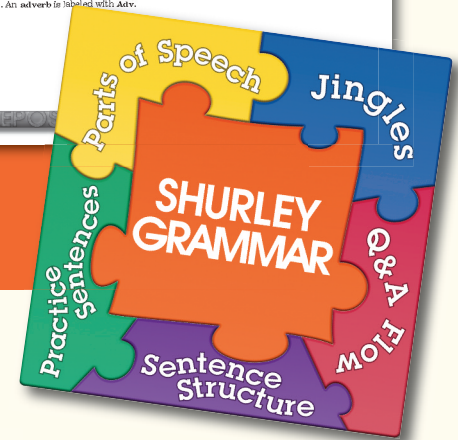
**ADVERBS:** around, away, fast, happily, loudly, outside, quietly, slowly, today, very

**Jingles**

Practice Adverb Jingle 2 in the Jingle Section.

**Adverbs**

1. An adverb modifies a verb, adjective, or another adverb.
2. The word **modify** means to describe.
3. Adverbs answer these questions: *How? When? Where?*
4. To find an adverb, go to the verb first to ask an adverb question.
5. An adverb is labeled with Adv.



### Student Book

In order to complete the grammar course, each student will require a consumable book. Each book contains definitions, practices, and checkups.

Student Books are not copy masters and may not be duplicated.



### Jingle Time CD

This audio CD may be used to demonstrate the jingles for the students, or it may be used as a resource for the teacher.



# The Digital Classroom

Desktop • Laptop • Tablet

## DIGITAL MATERIAL

The Digital Classroom contains everything one classroom needs to complete Shurley Grammar.


*The Digital Classroom includes:*

- Digital Teaching Materials
- 20 Digital Student Books
- Shurley Sync Patented Technology
- SEDA: Shurley English Digital Assistant
- eWorkbook

*For a complete list of technical requirements,*



### Digital Student Book

The **Digital Student Book** contains the definitions, practices, and checkups needed to complete the Shurley Grammar program. Each lesson includes numerous digital enhancements, printable worksheets, the eWorkbook, and SEDA. Simply click the interactive  at the bottom of the screen to view the special content. The Digital Student Textbook can be displayed on students' computers, tablets, or compatible smartphones.


### eWorkbook

The **Shurley eWorkbook** is designed to complement your digital learning endeavors. Teachers may assign an eWorkbook page to their students from within their Digital Teacher's Manual. Students may utilize the toolbar to type, underline, or place dots directly on the eWorkbook page to complete their assignment. Then, the saved work may be retrieved and graded by the teacher. Now, both the student and the teacher know exactly where their assignments are located!

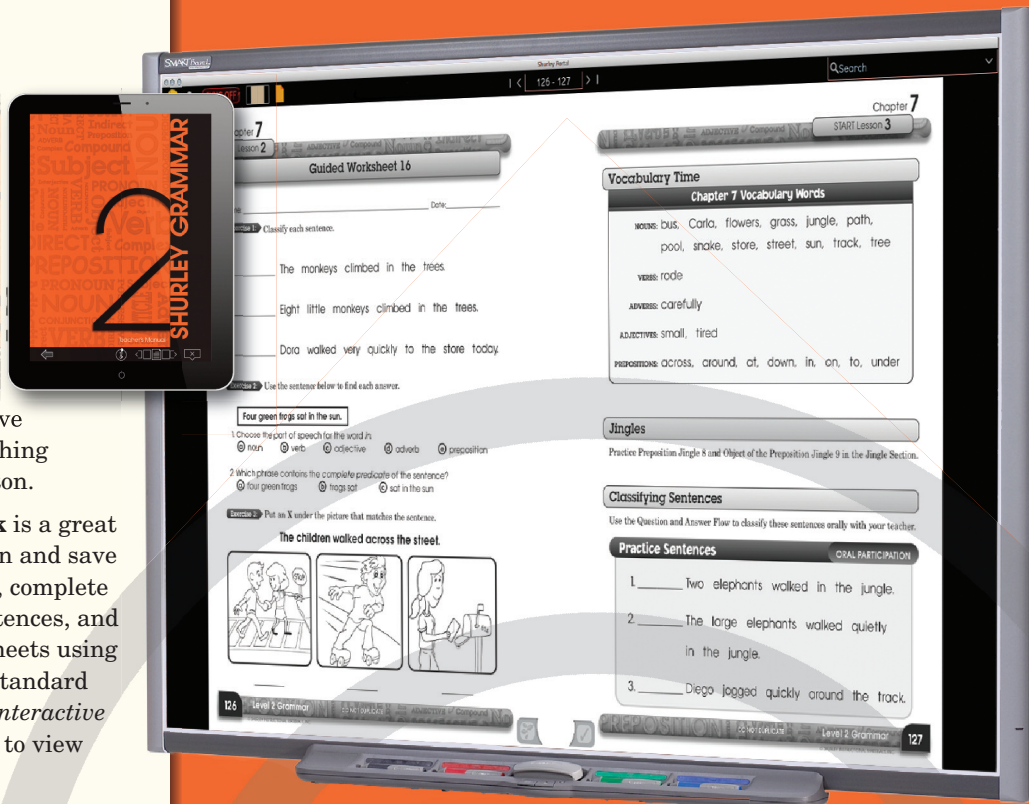
Image used with permission of SMART Technologies U.L.C. (www.smarttech.com). SMART Board® and the SMART logo are trademarks of SMART Technologies U.L.C. and may be registered in the European Union, Canada, the United States and other countries.

## Digital Teaching Materials

The **Teacher's Manual** is essential for teaching the Shurley curriculum. The digital manual contains everything that is in the traditional print edition, with additional features like bookmarks, notes, and search. With the Digital Teacher's Manual, you will have convenient access to your teaching materials at the click of a button.

The **Projectable Student Book** is a great tool to focus students' attention and save time. You may display lessons, complete Guided Practices, classify sentences, and model how to complete worksheets using an interactive whiteboard or standard whiteboard. Simply click the *interactive*  at the bottom of the screen to view the special content.

Within the Digital Teacher's Manual, teachers are given access to the eWorkbook and the Shurley English Digital Assistant: **SEDA**.



## SEDA Shurley English Digital Assistant

With the **Shurley English Digital Assistant: SEDA**, you have the flexibility to change the way you deliver Language Arts instruction. SEDA provides teachers, students, and parents with a recording of each lesson. Teachers can use SEDA for blended learning, co-teaching, lesson preparation, and more. Students can use SEDA as a pre-teaching resource, a post-teaching reinforcement, and for continued learning while at home. Parents can use SEDA to stay on-pace with what is happening in the classroom and to provide accurate and timely reinforcement. SEDA keeps everyone connected and ensures continued learning at school and at home.



# Grammar made **EASY** for all your students!



- ✓ Utilizes proven methods of learning and teaching
- ✓ Promotes higher-order thinking skills
- ✓ Clarifies learning goals and expectations for students
- ✓ Presents grammar in a logical learning order with immediate feedback
- ✓ Uses a unique Question and Answer Flow process in a group environment to analyze the parts of a sentence
- ✓ Utilizes rhythm and jingles to help learn grammar concepts
- ✓ Has consistent repetition and daily practice of grammar skills
- ✓ Builds self-confidence and enthusiasm for English
- ✓ Increases ability to assimilate new information more rapidly
- ✓ Generates measurable academic success

For more information and to view samples of *Shurley Grammar*, visit us online at:

[www.shurley.com](http://www.shurley.com)

Available for Levels 1-8



# SHURLEY GRAMMAR



800-566-2966 • [www.shurley.com](http://www.shurley.com)