

READING

GRAMMAR

SKILLS

VOCABULARY

WRITING

SHURLEY

Language Arts Materials

The road to

ELA

Success

starts here!



Print Materials

Digital Materials

Print + Digital Materials



Shurley
Instructional
Materials, Inc.

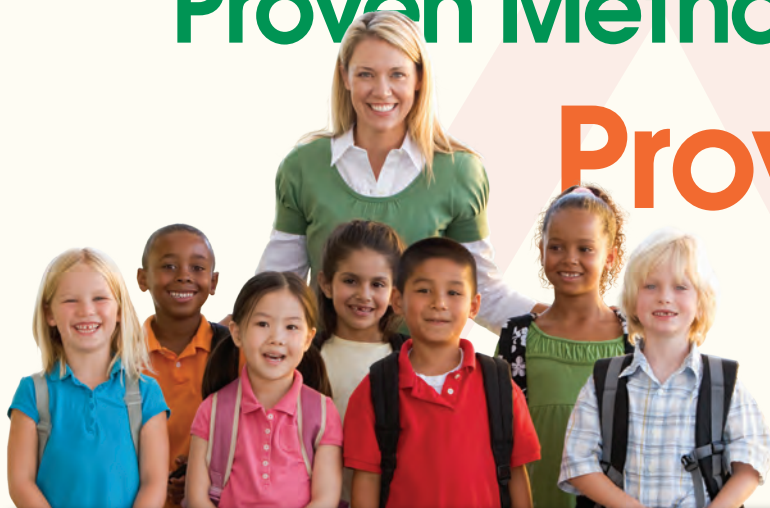
Innovation in Edu

At Shurley Instructional Materials, we not only provide you with quality educational materials, but we also wish to partner with you to give all students the opportunity to exceed expectations.

Proven Methods of Learning

Proven Methods of Teaching

Proven Success



Shurley
Instructional
Materials, Inc.



Proudly serving educators
and their students for
over 30 years!



Education

We make abstract language arts concepts clear and logical to support all types of learners, using concrete, multi-sensory strategies:

- **Direct Instruction**
- **The Memory Model**
- **Multiple Intelligences**
- **Brain-Compatible Instruction**
- **Bloom's Taxonomy**
- **Cooperative Learning**
- **Flexible Learning Groups**
- **Multi-Sensory Learning**

This powerful combination of teaching models and research-proven teaching methods allows for flexibility. In addition, our step-by-step process moves from simple concepts to increasingly complex skills, allowing students to grasp and retain even the most challenging language arts skills!



schooling

SHURLEY ENGLISH

2007

SHURLEY ENGLISH English Made Easy

Shurley English

Shurley English Digital Assistant

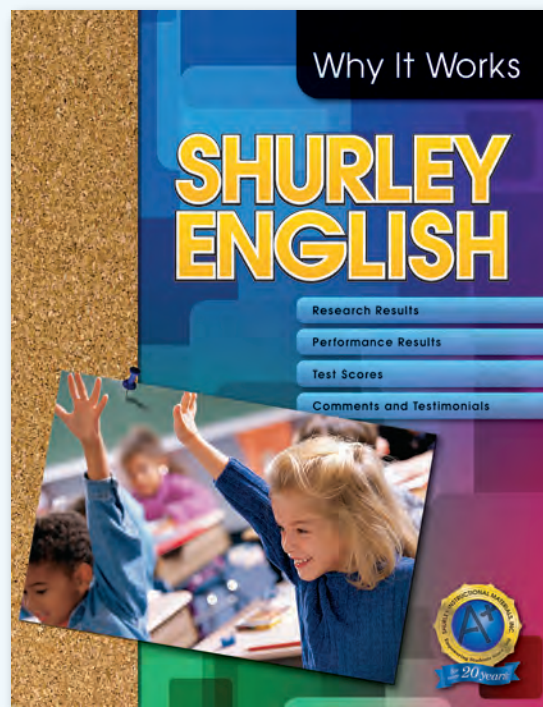


SHURLEY ENGLISH

We continually research, analyze, and assess what best helps students reach their full potential. During this process, we continue to stay true to the hallmarks that have made Shurley English successful in the classroom for over 30 years.

Shurley English:


- ✓ never teaches isolated concepts.
- ✓ uses repetition to attain mastery.
- ✓ includes differentiated instruction.
- ✓ incorporates high-level student/teacher interaction.
- ✓ provides a logical connection between grammar, skills, writing, effective listening and speaking, and comprehension.



For documented research that supports Shurley English as a curriculum that helps students succeed, please view the "Why It Works" booklet at www.shurley.com.

We always strive to provide educators with the best tools to prepare their students for college and 21st century careers.

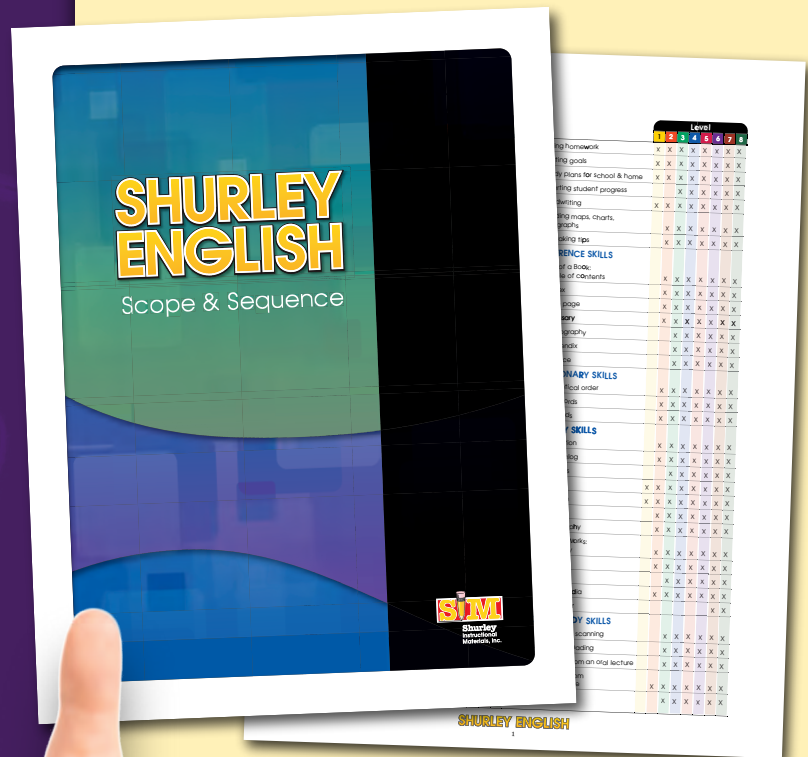
Building *a solid* foundation *for success*



As the latest version of Shurley English was developed, our experts organized the series logically, sequentially, and systematically for success.

Shurley English:

- provides scaffolding so that students can tackle the text complexity and rigor in reading, writing, speaking/ listening, and language.
- incorporates creative and purposeful instruction and expression of language.
- utilizes all learning styles.
- reaches ELL and academically challenged students.
- challenges accelerated students.
- promotes higher-order thinking skills.
- leads to success and improved self-esteem.



For a detailed look at the scope and sequence of Shurley English, please visit www.shurley.com.

All Together Now...



Shurley English has assembled a unique combination of features to help students build a solid literacy foundation. Our experts organized the series logically, sequentially, and systematically for success.

Abstract language arts concepts become clear and logical, using concrete, multi-sensory strategies that support all types of learners.

Jingles

Grammar definitions that

- incorporate rhythm, rhyme, and movement.
- provide domain-specific language.
- allow for critical reading during sentence analysis.

Q&A Flow

Oral Sentence Classification that

- includes brain-compatible strategies.
- makes English grammar logical and systematic.
- serves as a formative assessment.

Sentence Blueprints

Basic Sentence composition that

- rehearses the most common conventions of English.
- facilitates the transfer of word skills to sentence skills.
- integrates grammar knowledge into the writing process.

Skills

Skill instruction and practice that

- provides specific processes to follow for understanding and application.
- spirals throughout the curriculum to ensure mastery.
- allows comprehensive input and review.



Chapter 5

Word Time

Vocabulary and Analogy

Word 9 → **vague** (vāg)

Definition: unclear in meaning; confusing

Synonym: unclear Antonym: understandable

Sentence: My memory of Spanish is **vague** because I only had it one year in high school.

Analogy → **kidney : organ :: clarinet : instrument**

Relationship: Type or Kind

Thinking Process: Just as **kidney** is a kind of **organ**, **clarinet** is a kind of **instrument**. Therefore, this is a **type or kind** analogy.

ACTIVITY

Draw a picture or write a poem or story in your Vocabulary Notebook to help you remember the word **vague**.

Idea: Put question marks and the word in a thought bubble to demonstrate the word's meaning: unclear.



Start Lesson 4

Date: _____
 Write your own blueprint labels. Use the labels to write an original sentence. Then, revise your sentence, writing the abbreviation of the revision strategy under each word.

A	Adj	SN	V
The	little	calves	ran
The	rambunctious	calves	frolicked
nc	wc	nc	syn
Adv	P	A	OP
quickly	across	the	field.
playfully	in	the	pasture.
wc	wc	nc	wc

Exercise 2: Rewrite your revised sentence on the lines below. Use the checklist to check your sentence.
 The rambunctious calves frolicked playfully in the pasture.

Sentence Checklist: Capital letter Subject Verb Complete sense End mark

Chapter 9

Classroom Practice 36

Writing

Writing instruction that

- uses student-friendly writing scaffolds that pave the way for exceptional writing.
- develops and enhances effective writing traits.
- provides detailed graphic organizers for logical organization of ideas.
- includes comprehensive development of revision and editing skills.
- allows students to use their imagination to explore ideas and respond to the texts they read.
- engages students in interactive listening, speaking, thinking, and writing activities.
- integrates and develops powerful “deep and wide” vocabulary, including etymology.
- connects the most important grammar skills into writing.
- allows numerous opportunities for writing across the curriculum.
- provides purposeful technology applications to support key skill development.

Prewriting Map

Name: Quigley Shurley Date: Oct. 1

WA: 1 Genre: descriptive
 Purpose: to describe Audience: my classmates
 Topic: my favorite dessert
 Topic Sentence: My favorite dessert of all time is Aunt Lindsey's blueberry pie.

TOPIC

my favorite dessert

Main Point 1: ingredients

Main Point 2: crust and topping

Main Point 3: filling

<p>Supporting Details:</p> <p>fresh blueberries _____</p> <p>cinnamon-butter sauce _____</p> <p>crumble topping _____</p>	<p>Supporting Details:</p> <p>flaky _____</p> <p>golden-brown _____</p> <p>sweet _____</p> <p>buttery _____</p>	<p>Supporting Details:</p> <p>cinnamon-blueberry _____</p> <p>ties flavors together _____</p>
---	---	---

Name: Quigley Shurley
 Date: October 1
 WA 1
 Purpose: to describe
 Genre: descriptive
 Audience: classmates
 Topic: favorite dessert

My favorite dessert of all time is Aunt Lindsey's blueberry pie. This is no ordinary pie. In fact, each piece is a slice of heaven on a plate. Its warm, sweet aroma fills the house as it bakes in the oven. The flavors of fresh blueberries, cinamon-butter sauce, and aunt Lindsey's secret crumble topping don't just mingle, they throw a party! The crust is always flaky and golden-brown, and the topping tastes so sweet and buttery that the pie almost doesnt need a filling. However, the cinnamon-blueberry filling ties everything together in a beautiful blend.

Best. Dessert. Ever.
 by Quigley Shurley

My favorite dessert of all time is Aunt Lindsey's blueberry pie. Make no mistake, this is no ordinary pie. In fact, each piece is a slice of heaven on a plate. Its warm, sweet aroma fills the house as it bakes in the oven. The flavors of fresh blueberries, cinnamon-butter sauce, and Aunt Lindsey's secret crumble topping don't just mingle, they throw a party! The crust is always flaky and golden-brown, and the topping tastes so sweet and buttery that the pie almost doesn't need a filling. However, the cinnamon-blueberry filling ties everything together in a beautiful symphony of flavors. Nothing on earth could ever improve the perfection of Aunt Lindsey's blueberry pie—except, perhaps, a scoop of vanilla ice cream on top!

Speaking & Listening

Speaking and listening opportunities that

- allow students to discuss topics formally and informally.
- encourage active listening in flexible student groups.
- prepare students for formal and informal oral presentations.
- rehearse routine discussion strategies that build knowledge.

Reading

Reinforcing reading instruction by

- allowing students to build their own literacy from sound-symbols to words to sentences to writing fluency.
- developing decoding, phonemic awareness, spelling, and fluency skills.
- integrating high-frequency words.
- allowing textual analysis in bite-size chunks.
- encouraging students to think deeper and more critically.
- providing comprehension support.
- featuring original pieces in various domains of literature, including narratives, informative pieces, opinion/argumentative writing, and other culturally-relevant text, which stimulate discussion and boost comprehension.
- drawing on literature models that enhance and inform their own writing.




Chapter 1

Reading Passage: Informational
It's time to enhance your comprehension skills. **Comprehension** is the understanding of things you read or hear. Follow your teacher's directions for the passage and questions.

Staying Alive!


Have you ever watched animals? They seem to know how to take care of themselves in order to stay alive, but it is not always easy for them to **survive**. In the wild, they have to find food, water, and shelter. These are **basic** needs for all living things. For example, squirrels have to start gathering nuts early in the fall in order to have food for the winter. In addition, bears fatten up to get ready for their long winter nap in a cave. Because animals are born with **instincts**, they know how to do things for survival, even without a teacher. Most animals take very good care of themselves.



Suggested Book List for Independent Reading
If you want to read more about animal survival, read this book:
How Do Baby Animals Learn? by Bobbie Kalman (Crabtree Publishing).


Comprehension Questions:

1. What three basic needs must animals find in the wild?
2. What do bears do to get ready for winter?
3. Where do bears spend the winter?
4. What do squirrels do to get ready for winter?



36 Level 4 | Chapter 1

Break the Code.



In Levels 1 and 2, *Shurley English* has assembled a powerful combination of features to help early readers break the reading code.

Through a logical, systematic approach, we provide students with the concrete steps necessary to make the connection between letters, their sounds, and the words they make. Our multi-sensory approach ensures a solid foundation for lifetime literacy.

Sound Jingles

- incorporate rhythm, rhyme, and movement.
- provide information about sounds and how they work together.
- provide definitions to help students decode and analyze words.



Chapter 1 Reading

Recite the Vowel Jingle.

Jingle 65 The Vowel Jingle

A, U, (I and Y), O, E

Six simple vowels to learn, wait and see!
Every English syllable
Has to have at least one vowel—I'm tellin' you now!
Listen up my children as I sing this song.
When you know your six vowels, sing along!

A-a says ä, ā, ä
U-u says ŭ, ū, ōō
I-i and Y-y say ĭ, ĭ
O-o says ȯ, ō, ōō—we're almost through!
E-e says ě, ē—it has potentiality!

Sound Cards

- help students hear and see the building blocks of words.
- provide a coding system for letters and sounds.
- incorporate daily repetition of important phonemic rules.
- feature detailed instructional information for the teacher.

Say:

ă, ā, ä

Multi-Sensory Techniques

- strengthen the neural connections by fusing together visual, auditory, and kinesthetic learning.
- use repetition and a combination of learning styles.
- provide ways to master the sounds and symbols of reading.

Reading Time



Spelling Notebooks

- provide students with their own self-made vocabulary reference.
- serve as a study tool for partners and whole groups.
- show daily progress of students' phonemic awareness.



Sound & Spelling Quizzes

- provide ongoing formative assessments.
- hold students accountable for old and new material.
- provide a constant stream of practice.



Set 1

aaaaaaaaaaaaaaaaaaaaaaaaaaaa

ssssssssssssssssssssssssssss

mmmmmmmmmmmmmmmmmmmmmm

tttttttttttttttttttttttttttt

pppppppppppppppppppppppppp

Set 1 Words

Pam

Sam

mat

sat

Set 1 Sentence

Sam and Pam sat on the mat.



Word Analysis

- incorporates a coding system that turns invisible decoding strategies into visible, hands-on learning.
- allows students to build their own literacy from sound-symbols to words.
- helps students visually recognize spelling patterns.
- aids reading and writing development.



Chapter 4

Reading

Lesson 5

Rule 2 for Silent E

Now, you will learn Rule 2 for Silent Final E, the VCGU Rule.

VCGU hear what I say.
Words from English won't end this way.
If one of these letters
In front of E you see,
It's the Rule 2 for Silent Final E!

blue banner

brave knight

steel lance

horse's prance

orange bard

198 Level 1 | Chapter 4

A **syllable** is a **chunk** of sound;
A **vowel** in every **syllable** **MUST** be found!

4 Rules to Divide Multi-Syllable Words

When a word has a doubled middle consonant, divide between the doubled middle consonant.

1 bun·ny

Consonant blends and digraphs are never divided.

3 wash·er
ma·chine
go·pher
high·est

If two consonants come between two vowels, divide between the consonants.

2 sis·ter

If there are two consonants in front of -le, divide between the two consonants.

4 bun·dle
puz·zle

Digital is Dynamic.



During the development phase of our latest edition of Shurley English and Shurley Grammar, our own in-house team of technology experts worked in tandem with our authors.

Together, they designed digital enhancements, tailor-made for our unique approach to language arts instruction.

It was important to us to develop purposeful digital enhancements to the curriculum. Time in the classroom is valuable, and therefore a digital product must provide true, measurable value to the student and the learning process.

To this end, we developed our digital curriculum to...

- enhance the lessons with stimulating multi-sensory input.
- incorporate strategies to engage the brain and enhance understanding.
- activate and maintain student engagement within each lesson.
- provide parental support for at-home review opportunities.
- meet the growing need for technology instruction and learning in the Digital Age.



Interactive Menu Items



Plays audio for the chosen Jingle along with a follow-along animation



Plays helpful audio for the skills being taught on the page, such as Q&A Flows, Introductory and Practice Sentences, Vocabulary Words, and much more



Plays an animation or a video that visually reinforces the material being taught on the page



Launches a variety of activities that can be displayed and utilized as classroom practice through an interactive whiteboard



Displays a printable PDF of various resources such as assessments and practice forms



Checklist

Use these writing traits as you revise your rough draft.

1. Are there any important or interesting ideas or details that could be added?
 2. Is there a clear introduction, body, and conclusion?
 3. Does each paragraph have a topic sentence?
 4. Are there sentences that should be deleted because they do not support your topic?
 5. Are the sentences and paragraphs in a logical order? Should they be rearranged?
 6. Does your writing reflect its purpose, genre, and audience?
 7. Can you add or replace any weak words with stronger word choices?
 8. Are there any repeated or unclear words that should be deleted?
 9. Do your word choices make your writing sound unique?
 10. Can you add figurative language (similes, metaphors, personification)?
 11. Are the sentences varied in length and type?
 12. Do you need to combine or shorten any sentences?
 13. Do you need to add or change transition words?
2. Write your revisions in the blank spaces of your rough draft.
3. Draw a line through words or sentences that you want to delete or replace.



The Sentence Jingle

A sentence, sentence, sentence
Is complete, complete, complete
 When five simple rules
 It meets, meets, meets.



SN V A Adj Adj SN V P OP P OP P A
 PI A busy little bee buzzed (from flower) (to flower) (in the garden). D



Shurley Panel

Quigley Shurley | 226-227 | Search

Prewriting Map: Descriptive

Name: Quigley Shurley | Wk: 1 | Date: Oct. 1

TOPIC: my favorite dessert

Main Point 1: ingredients

Main Point 2

Main Point 3

Supporting Details

Supporting Details

Supporting Details

Shurley English Digital Products are protected by U.S. Patent No. 8,898,243



Shurley Portal

Access to your digital products is simple and easy with the Shurley Online Services Portal.

- Manage access to each of your Digital Student Textbooks.
- View numerous, printable enrichment worksheets.
- Review self-help resources and easy-to-follow videos for teaching strategies.



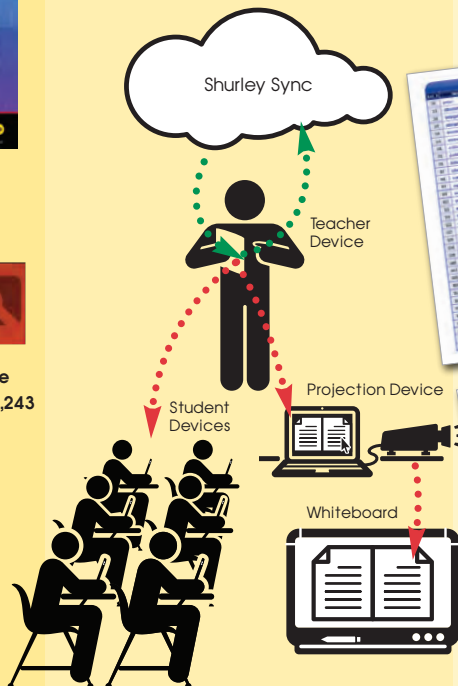
Shurley English Digital Products are protected by U.S. Patent No. 8,898,243

For a complete list of technical requirements, visit www.shurley.com



Shurley Sync: Patented Technology

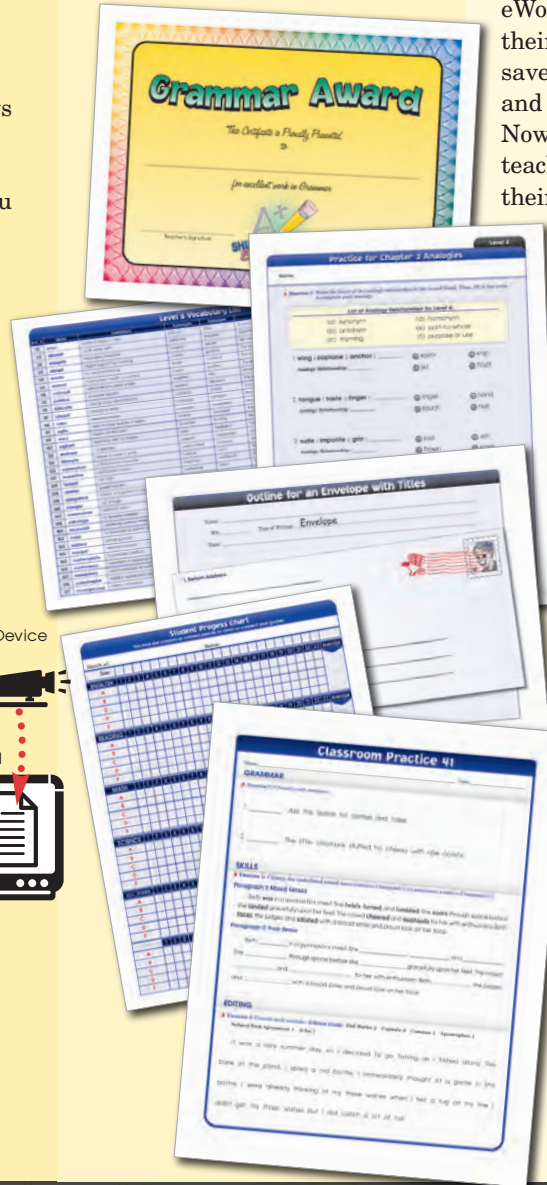
Ensure that your students are on task with our patented Shurley Sync technology. Behind the scenes, we sync the Teacher's Manual, Student Textbook, and Interactive Content so you and your students are always on the same page, making certain that focus and attention are right where you want them.



Teacher Resources

Our digital curriculum affords access to a variety of modified worksheets, blank templates, and other helpful teaching aids. These printable resources are available for all grade levels.

Note: This feature is exclusive to the Shurley English Core Curriculum.



eWorkbook


The Shurley eWorkbook is designed to complement your digital learning endeavors. Teachers may assign an eWorkbook page to their students from within their Digital Teacher's Manual. Students may utilize the toolbar to type, underline, or place dots directly on the eWorkbook page to complete their assignment. Then, the saved work may be retrieved and graded by the teacher. Now, both the student and the teacher know exactly where their assignments are located!





seda

Shurley English Digital Assistant

 View a lesson with seda
at www.shurley.com

With the **Shurley English Digital Assistant: SEDA**, you have the flexibility to change the way you deliver Language Arts instruction. Both the teacher and the student may listen to prerecorded lessons provided by SEDA. Teachers can use SEDA for blended learning, co-teaching, lesson preparation, and more. Students can use SEDA as a pre-teaching resource, a post-teaching reinforcement, and for continued learning while at home. Parents can use SEDA to stay on-pace with what is happening in the classroom and to provide accurate and timely reinforcement.

Students

- Primes learning with engaging, brain-friendly strategies
- Delivers consistent, systematic reviews to boost retention of concepts
- Ensures uninterrupted learning while at home

Teachers

- Eases the transition to a blended learning environment
- Provides comprehensive resources for pre-teaching and post-teaching
- Allows flexibility for co-teaching opportunities
- Delivers detailed modeling for every lesson
- Offers complete lesson preparation

Parents

- Keeps the academic structure and consistency of the traditional classroom at home
- Provides parents with thorough resources to facilitate in-home learning
- Develops confidence for providing accurate reinforcement



*seda ensures continued learning
at school and at home.*

Shurley: Dynamic Materials for the 21st Century

Versatile

LEARNING

Over the last several years, Shurley English has invested tremendous energy and resources to develop its own combination of print and digital curriculum—a custom-fit approach to match your students’ growing literacy needs—using Brenda Shurley’s unique and trusted methodology for language arts instruction.



PRINT MATERIALS

As your classroom changes, your Shurley English materials are fully adaptable!

You may purchase Print, Digital, or a combination of Print + Digital. The choice is yours. The flexibility is yours.

As your school’s resources change and grow, so can your Shurley English materials.

We have the mater



DIGITAL MATERIALS

PRINT + DIGITAL

Materials to fit the way **you** teach.


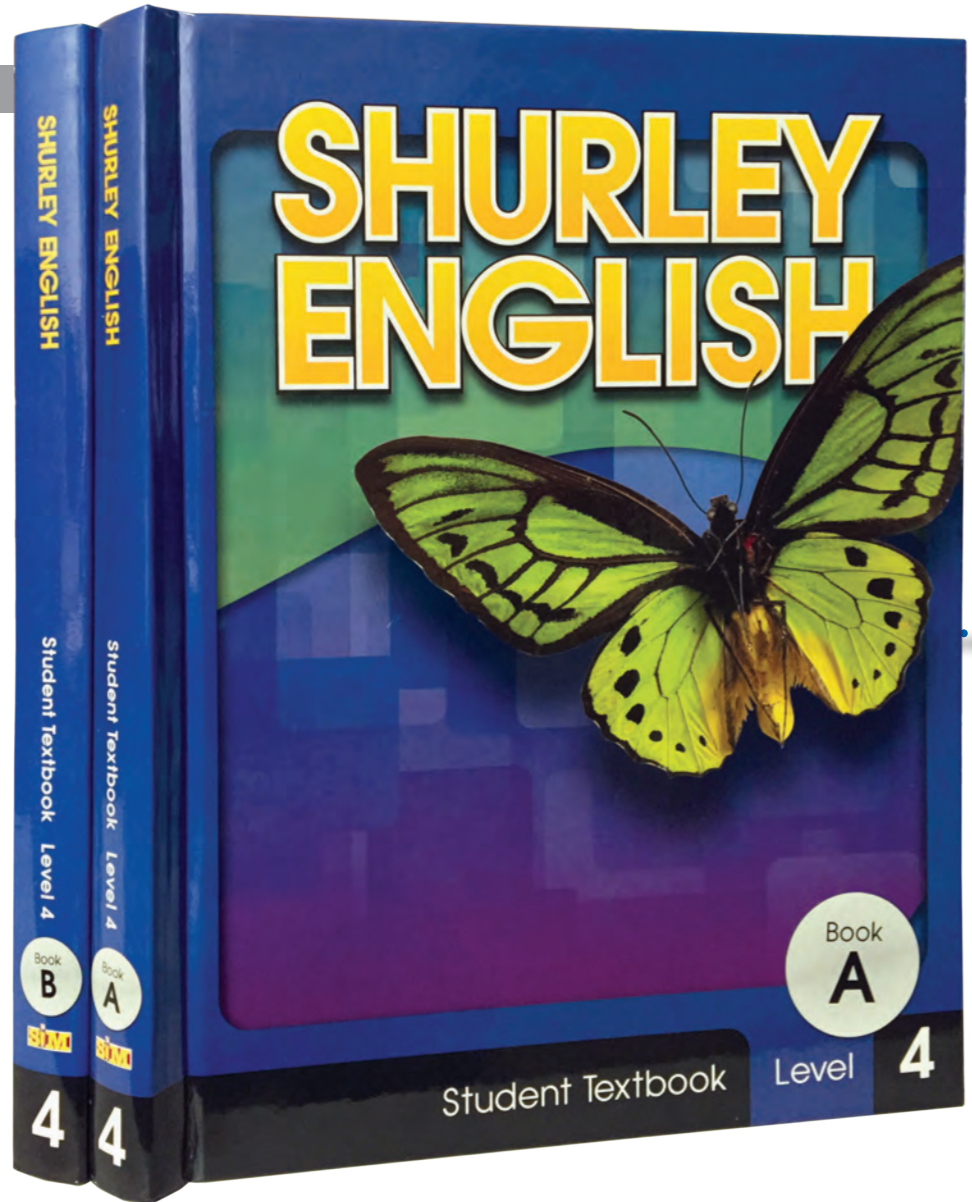
Would you like an online preview? Visit www.shurley.com

On the Desk:

The Student Textbook


TRADITIONAL MATERIAL

The **Student Textbook** is a required item for each student. This two-book set contains references, jingles, practices, checkups, homework assignments, and multiple forms of assessments, including daily practice and end-of-lesson reviews.




Student Workbook

The Student Workbook is a recommended item for each student. The consumable worksheets are used in conjunction with the Student Textbook. Students write on workbook pages instead of notebook paper.



Student Test Book



The Test Book is a required item. The consumable book contains the pretest, chapter tests, and the posttest. Tests are presented in multiple formats.



Comprehension Questions provide a scaffold for class discussions.

References are clear and concise.

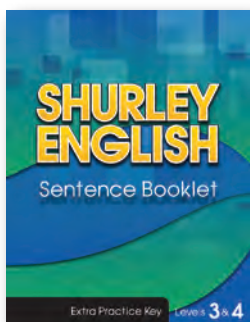
Examples show how to apply what is being learned.



Students Extend the Lesson to promote a deeper understanding of concepts, skills, and subjects.

Assessments are provided in multiple formats.


Rubrics ensure writing traits are being incorporated.



Sentence Booklet

The Sentence Booklet is a consumable workbook intended to support your study of Shurley English and our unique approach to Language Arts. As grammar skills are introduced or as you review previously taught skills, you may utilize this book of sentences for additional classification or skill practice. Sentences are in large print and grouped by skill in this full-size, softcover booklet.

This booklet covers multiple grade levels and is cross compatible with all editions of Shurley English.



Writing Folder

The Shurley English Writing Folder will help your students move through the writing process with ease. This foldout, four-pocket folder keeps students organized with a dedicated space for their prewriting, rough draft, revised draft, and edited paper. It is packed with handy references, checklists, and tips to ensure students have exactly what they need to produce a polished piece of writing. *Size: 9" x 12"*

Recommended for levels:
3 4 5 6 7 8

At Your Fingertips: The Teacher's Manual


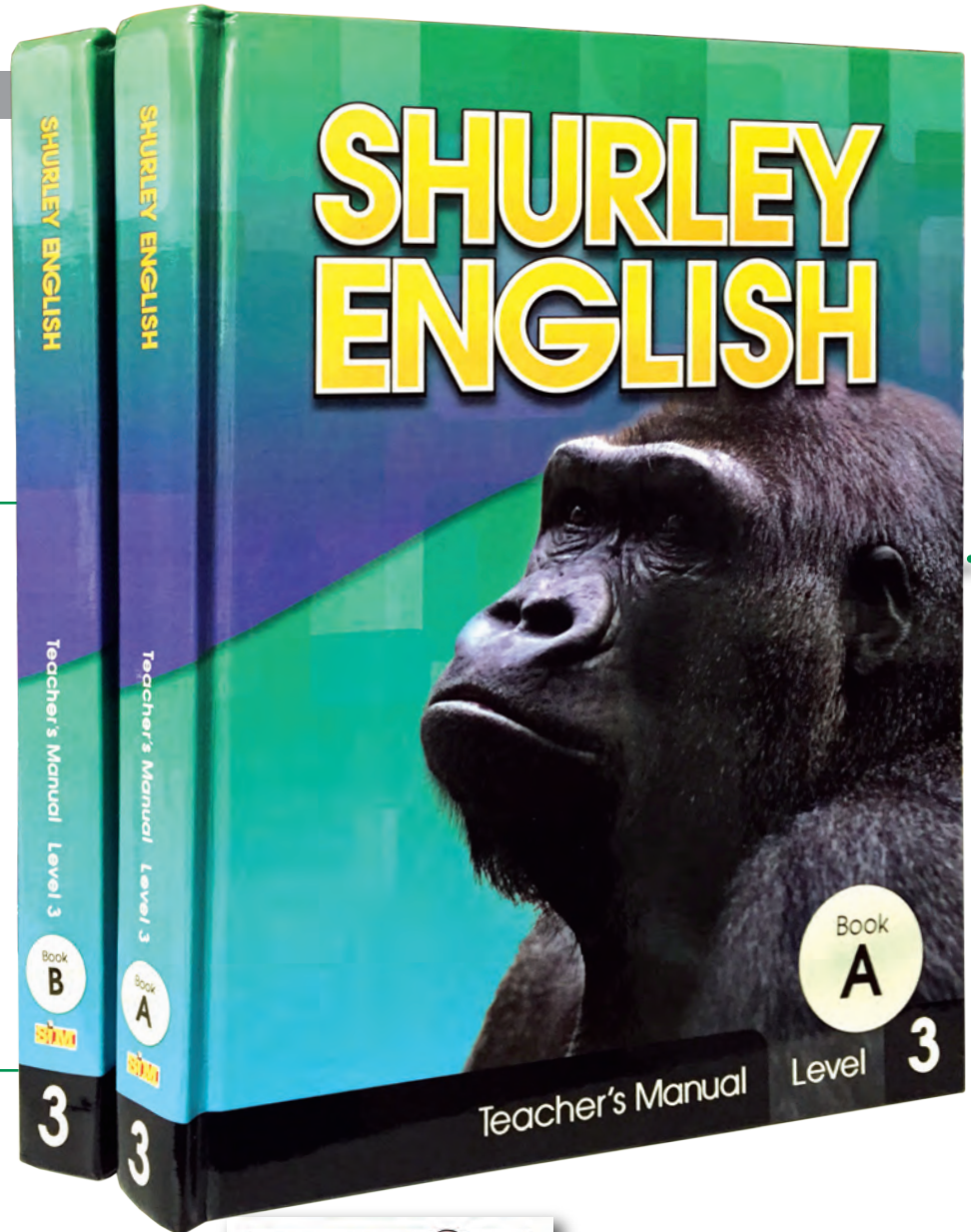
TRADITIONAL MATERIAL

The **Teacher's Manual** is essential for teaching the Shurley English curriculum and continues to be the heart of the program at every level.

This two-book set includes:


- Lesson Plans
- Student Objectives
- Teaching Scripts
- Questioning Strategies
- Modification Strategies
- Classroom Activities
- Enrichment Activities
- Teaching Tips
- Student Tips
- Answer Keys

...and much more!



Teacher's Key


The answer keys from the Teacher's Manual have been conveniently placed together in a full-size, softcover book, making it easy to check student pages.



Jingle Posters


The Jingle Posters are 17" x 22" and provide a colorful visual aid for the jingles.

These poster sets are great tools for reinforcing grammar concepts.



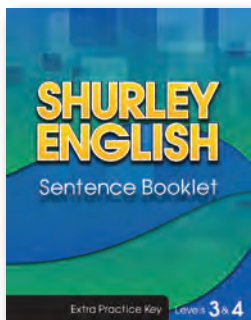
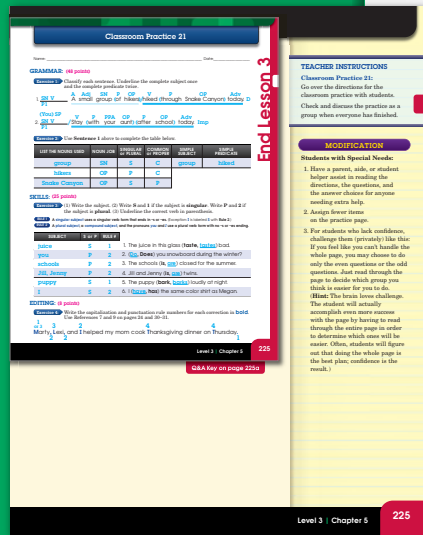
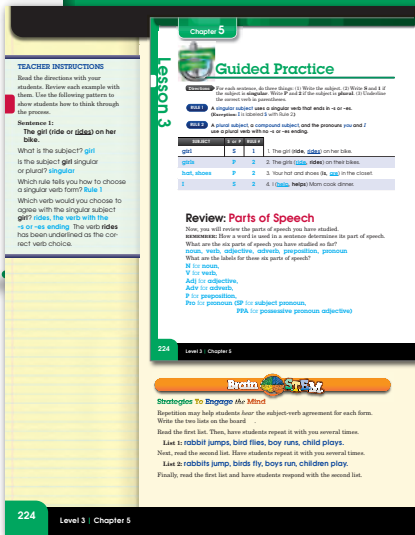
Teacher instructions prompt the direction and flow of the lessons being taught.

Student objectives are listed for every lesson to facilitate lesson planning.



Modification ideas help meet individual student needs.

Strategies to Engage the Mind suggest ways of incorporating different learning styles and form stronger connections in students' minds.



Sentence Booklet: Extra Practice Key


The Sentence Booklet Key is a companion product to the Shurley English Sentence Booklet. The answer keys from the Sentence Booklet have been conveniently placed together in a full-size, softcover book, making it easy to check student pages.

This booklet covers multiple grade levels and is cross compatible with all editions of Shurley English.



Jingle Time CD

This audio CD may be used to demonstrate the jingles for the students, or it may be used as a resource for the teacher.



Sound Cards

Become an expert phonemic awareness instructor. Each card features the phoneme on the front side and teaching instructions and hints on the back. These 8.5 x 11 visual aids are printed on card stock, just the right size for your whole class to see from anywhere in the room.

The Digital Classroom

Desktop • Laptop • Tablet

DIGITAL MATERIAL

The Digital Classroom contains everything one classroom needs to complete the school year using Shurley English.

The Digital Classroom includes:


- Digital Teaching Materials
- 20 Digital Student Textbooks
- Shurley Sync Patented Technology
- SEDA: Shurley English Digital Assistant
- eWorkbook

For a complete list of technical requirements, visit www.shurley.com



Digital Student Textbook

The **Digital Student Textbook** is a required item for each student. This eBook contains references, jingles, practices, checkups, homework assignments, and multiple forms of assessments, including daily practice and end-of-lesson reviews.

Each lesson includes numerous digital enhancements, printable worksheets, the eWorkbook, and SEDA. Simply click the *interactive*  at the bottom of the screen to view the special content. The Digital Student Textbook can be displayed on students' computers, tablets, or compatible smartphones.




eWorkbook

The Shurley eWorkbook is designed to complement your digital learning endeavors. Teachers may assign an eWorkbook page to their students from within their Digital Teacher's Manual. Students may utilize the toolbar to type, underline, or place dots directly on the eWorkbook page to complete their assignment. Then, the saved work may be retrieved and graded by the teacher. Now, both the student and the teacher know exactly where their assignments are located!

Digital Teaching Materials with our patented Shurley Sync technology

In order for the teacher to take full advantage of our numerous digital enhancements, we provide a Digital Teacher's Manual and a Projectable Student Textbook.

The **Teacher's Manual** is essential for teaching the Shurley English curriculum. The digital manual contains everything that is in the traditional print edition, with additional features like bookmarks, notes, search, and access to powerful teaching aids. Teachers need only click the mouse to have access to modified worksheets, blank templates, and other helpful teaching aids available for duplication.

The **Projectable Student Textbook** includes numerous digital enhancements that are intended for interactive use during the lesson. Simply click the *interactive*  at the bottom of the screen to view the special content.

Within the Digital Teaching Materials, teachers are given access to the eWorkbook and the Shurley English Digital Assistant (SEDA).

seda Shurley English Digital Assistant

With the Shurley English Digital Assistant: **SEDA**, you have the flexibility to change the way you deliver Language Arts instruction. SEDA provides teachers, students, and parents with prerecorded lessons. Teachers can use SEDA for blended learning, co-teaching, lesson preparation, and more. Students can use SEDA as a pre-teaching resource, a post-teaching reinforcement, and for continued learning while at home. Parents can use SEDA to stay on-pace with what is happening in the classroom and to provide accurate and timely reinforcement. SEDA keeps everyone connected and ensures continued learning at school and at home.



The Projectable Student Textbook is intended for use on an interactive whiteboard. However, it can also be projected onto a standard whiteboard, a pull-down screen, or even onto a wall.





Image used with permission of SMART Technologies ULC (www.smarttech.com). SMART Board® and the SMART logo are trademarks of SMART Technologies ULC and may be registered in the European Union, Canada, the United States and other countries.



Shurley Grammar

PRINT MATERIAL

Shurley Grammar is a unique tool, specifically designed to help students master the parts of speech and sentence structure. Students learn definitions for the parts of speech through jingles that incorporate rhythm, rhyme, movement, and fun. Then, they are introduced to our well-defined system of classifying sentences known as the Question and Answer Flow. Through word analysis, students gain a better understanding of the parts that make up a sentence. With this basic grammar foundation in place, students are introduced to a clear, structured method for writing sentences that provide for clear, precise communication.



Teacher's Manual

This comprehensive Teacher's Manual includes everything teachers need to plan, manage, and implement the program. The Teacher's Manual includes instructional routines and scripted lessons for intensive grammar instruction. Each softcover Teacher's Manual comes with an audio CD that demonstrates the jingles in song, chant, and instrumental formats.

Chapter 1
START Lesson 3

REVIEW: Jingle 2: The Sentence Jingle

A sentence, sentence, sentence
Is complete, complete, complete
When five simple rules
It meets, meets, meets.

It has a subject, subject, subject
And a verb, verb, verb.
And it makes sense, sense, sense
With every word, word, word.

Add a capital letter
And a punctuation mark.
And now our sentence has all its parts!
But REMEMBER—
Subject and verb and complete sense.
With a capital letter
And an end mark, too.
Our sentence is complete,
And now we're through!

The Five Parts of a Complete Sentence

1. A **sentence** has a subject and a verb and makes sense.
2. A sentence begins with a capital letter and ends with an end mark.
3. The Sentence Jingle names the five parts of a sentence.
4. What are the five parts of a complete sentence?
(subject, verb, complete sense, capital letter, and end mark)

GUIDED PRACTICE

Exercise 1: Put an X in the box beside each of the five parts of a complete sentence. Use the Sentence Jingle to help you.

<input checked="" type="checkbox"/> 1. subject	<input type="checkbox"/> 5. jingle
<input type="checkbox"/> 2. sentence	<input checked="" type="checkbox"/> 6. end mark
<input type="checkbox"/> 3. vocabulary word	<input checked="" type="checkbox"/> 7. capital letter
<input checked="" type="checkbox"/> 4. complete sense	<input checked="" type="checkbox"/> 8. verb

Exercise 2: Complete each sentence by writing the correct letter beside each number.

B _ 1. Sentences should end with	A a capital letter.
A _ 2. Sentences should begin with	B an end mark.

4 Level 2 Grammar

Utilizes proven methods of learning and teaching

Presents concepts logically and systematically

Supplies teachers with ongoing formative assessments for quick and easy monitoring

Employs a unique Question and Answer Flow process to analyze parts of speech

Engages student interest with fun activities throughout the book

Gives immediate feedback

Supplies a systematic review of concepts

Chapter 1
START Lesson 4

Jingles

Practice Jingle 2 in the Jingle Section.

Using Picture Clues

Understanding what you see, hear, or read is called comprehension. There are several ways to develop comprehension. One way to help you understand the words and sentences you read is to use picture clues.

Use the steps below to complete the Guided Practice.

1. Read the sentence.
2. Think about its meaning.
3. Study the three picture clues.
4. Put an X under the picture that matches the sentence.

GUIDED PRACTICE

Exercise: Put an X under the picture that matches the sentence.

Two fish swam.

X

REVIEW: The Five Parts of a Complete Sentence

Use the Sentence Jingle to help you remember the parts of a sentence. Recite the five parts of a complete sentence. (subject, verb, complete sense, capital letter, and end mark)

5 Level 2 Grammar

Chapter 3
Lesson 1

ACTIVITY Trace and color the letters for the word **Adverb**.

ACTIVITY Write the word 'Adverb' on your paper.

ACTIVITY Fill in the blanks to complete the word on the caterpillar.

30 Level 2 Grammar

Chapter 3
START Lesson 2

Script: We will review the Chapter 3 vocabulary words by reciting them together. Begin. (Recite the vocabulary words two or three times in a rhythmic manner with your students.)

Vocabulary Time

Chapter 3 Vocabulary Words


NOUNS: bugs, Dora, elephants, frogs, Kim, men
VERBS: crawled, hopped, talked, walked
ADVERBS: around, away, fast, happily, loudly, outside, quietly, slowly, today, very

Jingles

Practice Adverb Jingle 5 in the Jingle Section.

Adverbs

1. An **adverb** modifies a verb, adjective, or another adverb.
2. The word **modify** means to describe.
3. Adverbs answer these questions: *How? When? Where?*
4. To find an adverb, go to the verb first to ask an adverb question.
5. An **adverb** is labeled with **Adv.**



Student Book

In order to complete the grammar course, each student will require a consumable book. Each book contains definitions, practices, and checkups.

Student Books are not copy masters and may not be duplicated.



Jingle Time CD

This audio CD may be used to demonstrate the jingles for the students, or it may be used as a resource for the teacher.



The Digital Classroom

Desktop • Laptop • Tablet

DIGITAL MATERIAL

The Digital Classroom contains everything one classroom needs to complete Shurley Grammar.


The Digital Classroom includes:

- Digital Teaching Materials
- 20 Digital Student Books
- Shurley Sync Patented Technology
- SEDA: Shurley English Digital Assistant
- eWorkbook

For a complete list of technical requirements,



Digital Student Book


The **Digital Student Book** contains the definitions, practices, and checkups needed to complete the Shurley Grammar program. Each lesson includes numerous digital enhancements, printable worksheets, the eWorkbook, and SEDA. Simply click the interactive  at the bottom of the screen to view the special content. The Digital Student Textbook can be displayed on students' computers, tablets, or compatible smartphones.

eWorkbook

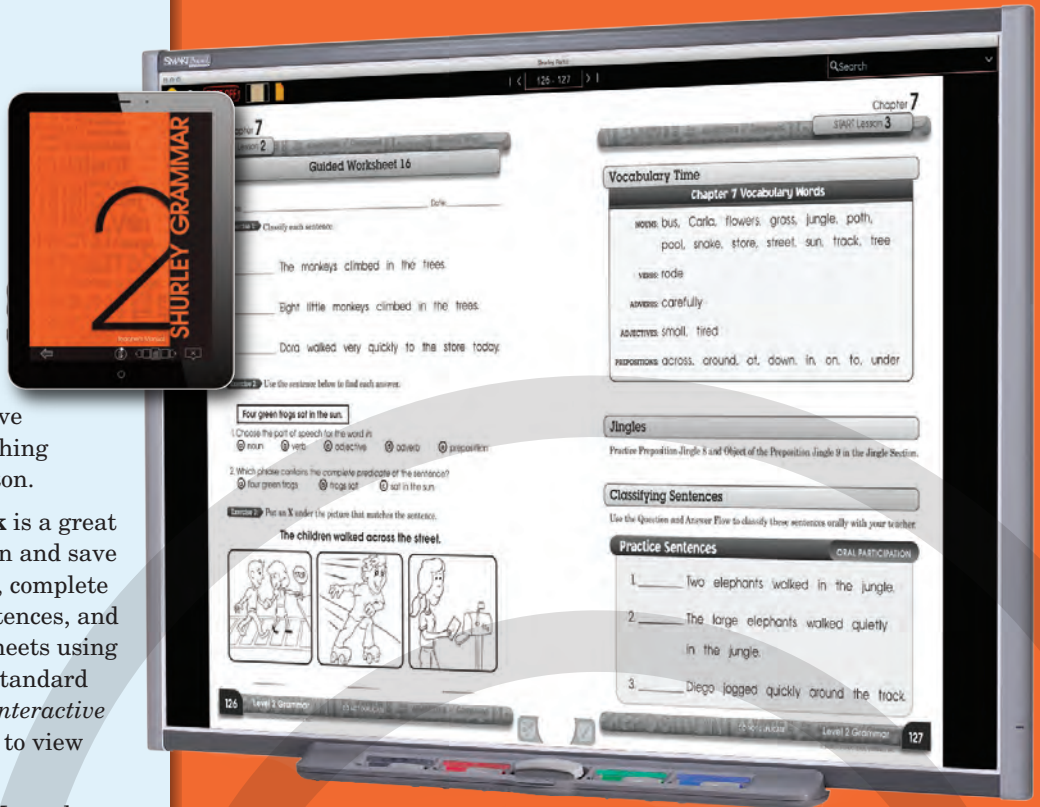
The **Shurley eWorkbook** is designed to complement your digital learning endeavors. Teachers may assign an eWorkbook page to their students from within their Digital Teacher's Manual. Students may utilize the toolbar to type, underline, or place dots directly on the eWorkbook page to complete their assignment. Then, the saved work may be retrieved and graded by the teacher. Now, both the student and the teacher know exactly where their assignments are located!

Digital Teaching Materials

The **Teacher's Manual** is essential for teaching the Shurley curriculum. The digital manual contains everything that is in the traditional print edition, with additional features like bookmarks, notes, and search. With the Digital Teacher's Manual, you will have convenient access to your teaching materials at the click of a button.

The **Projectable Student Book** is a great tool to focus students' attention and save time. You may display lessons, complete Guided Practices, classify sentences, and model how to complete worksheets using an interactive whiteboard or standard whiteboard. Simply click the *interactive*  at the bottom of the screen to view the special content.

Within the Digital Teacher's Manual, teachers are given access to the eWorkbook and the Shurley English Digital Assistant: **SEDA**.



SEDA Shurley English Digital Assistant

With the **Shurley English Digital Assistant: SEDA**, you have the flexibility to change the way you deliver Language Arts instruction. SEDA provides teachers, students, and parents with a recording of each lesson. Teachers can use SEDA for blended learning, co-teaching, lesson preparation, and more. Students can use SEDA as a pre-teaching resource, a post-teaching reinforcement, and for continued learning while at home. Parents can use SEDA to stay on-pace with what is happening in the classroom and to provide accurate and timely reinforcement. SEDA keeps everyone connected and ensures continued learning at school and at home.



Spanish-to-English: The ELL Solution


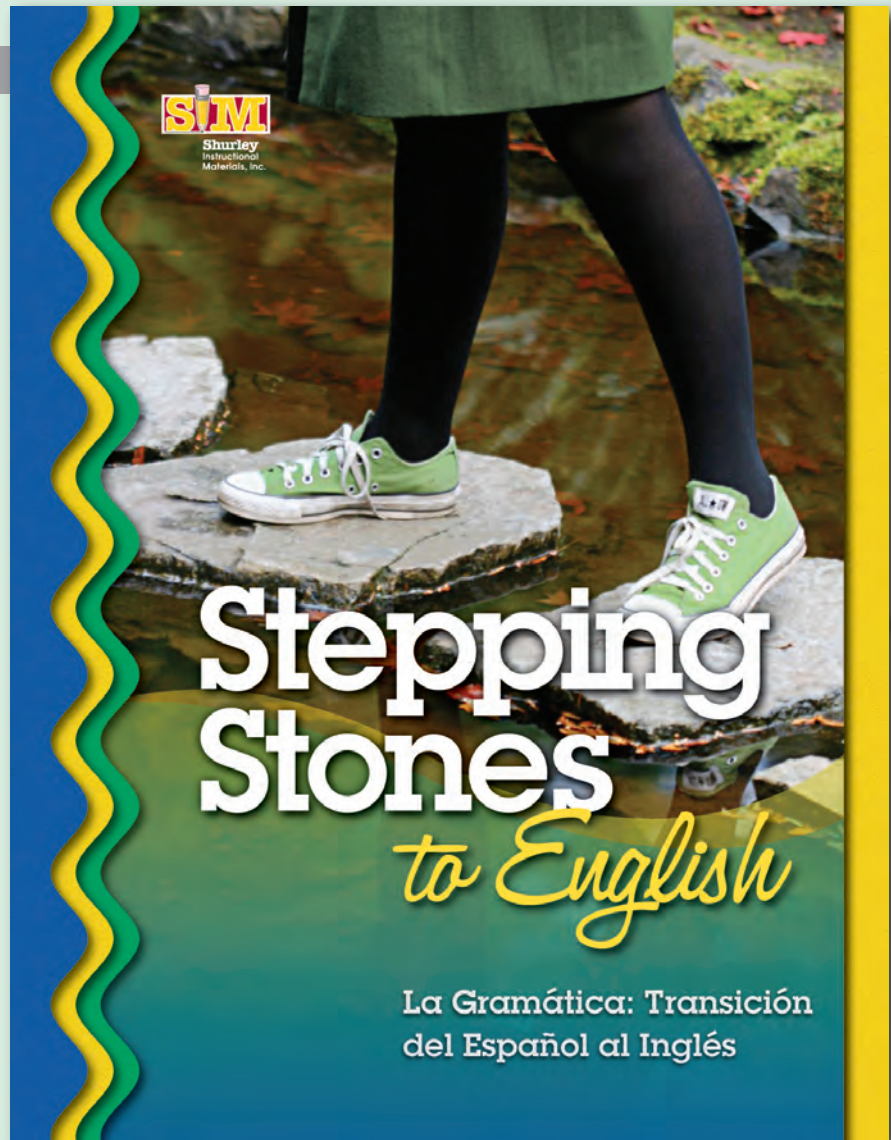
ELL MATERIAL

Our specialized curriculum, *Stepping Stones to English*, provides sound, direct instruction of the Shurley method in Spanish first and then with an Integrated Language Phase.

Instruction begins in Spanish so that students fully comprehend the Shurley method. Then, English is gradually introduced to help students gain confidence for the transition phase of the program.

When students have completed all the learning and transition phases, they will have acquired the essential English skills they need for success in the regular classroom.

ELLs will gain confidence with both their first language and English in a systematic, logical approach that prepares them for the rigors of an academic English class.



Teacher's Manual

This comprehensive manual includes everything the teacher needs to plan, manage, and implement the program. It includes instructional strategies and scripted lessons so that the teacher can easily facilitate students' transition into English. Students' English literacy gets a jumpstart in this program so that they can be integrated seamlessly into any classroom setting.



Includes the Jingle Time audio CD.



Employs a unique Question and Answer Flow process to analyze the parts of speech

Indicates teacher-only information in blue print


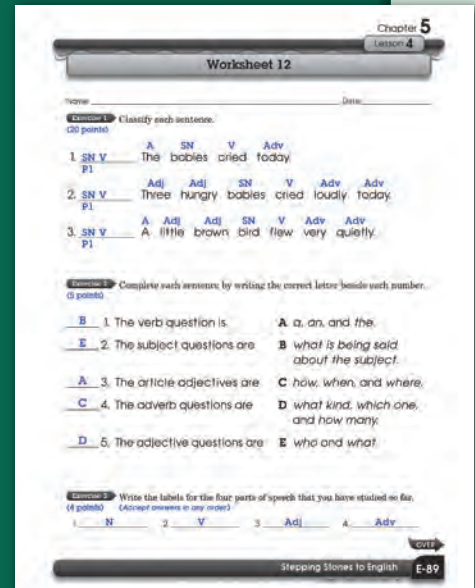
Displays the same page-by-page content in the Teacher's Manual and the Student Workbook



Provides realia in appropriate locations

Utilizes spiraled instruction to allow for consistent reinforcement of key grammatical features

Features side-by-side translations during the Integrated Language Phase



Student Workbook


In order to complete the course, each student will need a consumable workbook. Each workbook contains definitions, practices, and checkups.

Student Workbooks are not copy masters and may not be duplicated.



Jingle Time CD

This audio CD may be used to demonstrate the jingles for the students, or it may be used as a resource for the teacher.



Includes helpful teacher tips throughout the book

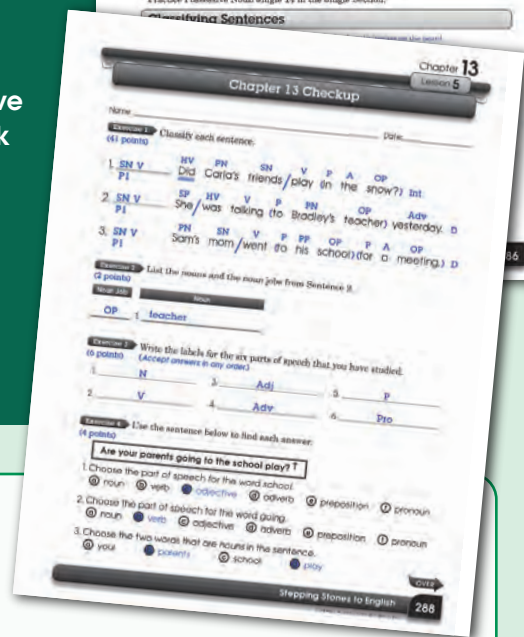

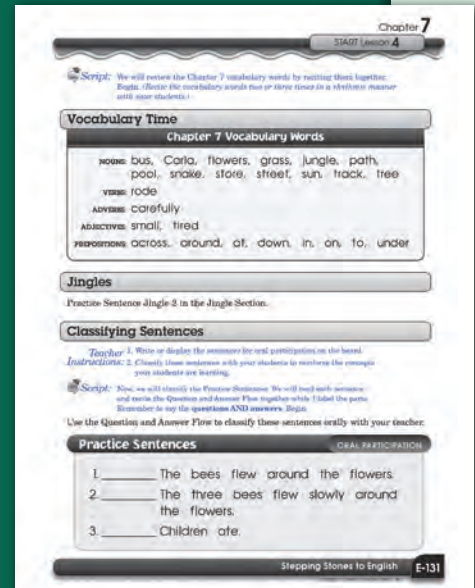
Provides fully scripted lessons for the teacher to insure the instructional integrity of all aspects of the program

Offers targeted daily practice

Challenges ELLs to participate in spoken English with gradually increasing degrees of complexity and reduced cognitive load

Engages student interest with fun activities throughout the book

Supplies teachers with ongoing formative assessments for quick and easy monitoring



The Stepping Stones to English curriculum consists of four main phases of instruction:

- **PHASE 1**
Chapters 1-4: A Spanish language introduction
- **PHASE 2**
Chapters 5-6: A bilingual approach
- **PHASE 3**
Chapters 7-12: An intensive transition from Spanish to English
- **PHASE 4**
Chapters 13-15: An English language primer

Stepping Stones *to English*


- ◆ utilizes proven methods of learning and teaching.
- ◆ clarifies learning goals and expectations for students.
- ◆ presents concepts logically and systematically.
- ◆ employs a unique Q&A Flow process to analyze parts of speech.
- ◆ gives immediate feedback.
- ◆ supplies a systematic review of concepts.
- ◆ offers targeted daily practice.
- ◆ promotes student/teacher interaction.
- ◆ benefits different ability levels.

We go beyond traditional ELL curriculums as *Stepping Stones to English*...

Provides a Gradual Release of Responsibility, which allows students to achieve both competence and independence as they make the cognitive leap from Spanish instruction to English instruction.

Utilizes Spiraled Instruction as a key feature to allow for consistent reinforcement of key grammatical skills.

Paves a pathway to English Literacy and equips ELLs to thrive in any academic setting.



Would you like
an online preview?

Visit www.shurley.com

